



# Kentucky High School Athletic Association

2280 Executive Drive ° Lexington, KY 40505 ° www.khsaa.org ° (859)299-5472 (859)293-5999 (fax)

To: Superintendent, Principal, and Athletic Director

From: Brigid L. DeVries, Commissioner  
Larry Boucher, Assistant Commissioner *LB*


Date: June 20, 2003

Subject: 2002-2003 Annual Report Forms Submission

School: Fern Creek High School

Enclosed please find a copy of Form T-65, The 2002-2003 Annual Report Forms Checklist. In addition, you may find an attachment with corrected copies of the forms submitted by your school personnel. Please review this information so the forms can be completed accurately in the future. Also, KHSAA Audit Staff may have requested a re-submission of some of the 2002-2003 Annual Report Forms or need additional information on your athletic programs. Please submit this information by the date requested if this is applicable. Copies and all KHSAA Title IX documents must be kept current and included in your permanent Title IX File at the school. All documents are subject to Open Records Requests.

Should you need any further information, please do not hesitate to call anytime.



**MEMORANDUM**

TO: KHSAA Member School Superintendents, Principals, and Athletic Directors

FROM: Brigid L. DeVries, Commissioner  
Larry Boucher, Executive Assistant Commissioner *LB*

DATE: May 22, 2003

RE: 2003 Title IX Forms Submission

School	Fern Creek High School	Reviewed by	Phyllis Catlett
--------	------------------------	-------------	-----------------


The following is a status report regarding the required 2002 - 2003 Title IX submission of forms due in to the KHSAA office by April 15, 2003. Appropriate audit personnel have reviewed these forms and the following is a summary of this review.

I. Checklist of Forms properly submitted in a satisfactory manner:

✓	GE 19 (Annual Verification)	✓	T-35 (Budget Expenses)
✓	T-1 (Summary Program Chart 1)	✓	T-36 (Budget Expenses)
✓	T-2 (Summary Program Chart 2)	✓	T-41 (Checklist – Overall Interscholastic Program)
✓	T-3 (Summary Program Chart 3)	✓	T-60 (Corrective Action Plan)
✓	T-4 (Summary Program Chart 4)	✓	T-63 (Interscholastic Survey Results)

II. Status

A.	✓	2002 – 2003 Forms are satisfactory and no further information or action is necessary at this time.
B.		Errors have been noted with respect to the following forms and corrected copies are being returned to you for placement in your Title IX file to ensure proper submission in the future.
C.		The following forms were omitted and must be submitted by school representatives.
D.	✓	Other Recommendation and Comments: <ul style="list-style-type: none"> <li>According to the survey, it spears that there is significant interest in girls' swimming (67). This was not reflected on Form T-3 question #3. The school answered "no" to this question. It is recommended that the school survey grades 9-11. Have a nice summer, thanks for all your hard work.</li> </ul>



**MEMORANDUM**

To: KHSAA Member School Superintendents, Principals, and Athletic Directors

From: Brigid L. DeVries, Commissioner  
Larry Boucher, Assistant Commissioner

Date: May 22, 2003

Re: 2003 Title IX Forms Submission

School	<u>FERN CREEK HIGH</u>	Reviewed by	<u>PAULIS CATLETT</u>
--------	------------------------	-------------	-----------------------

The following is a status report regarding the required 2002-2003 Title IX submission of forms which were due in to the KHSAA office by April 15, 2003. Appropriate audit personnel have reviewed these forms and the following is a summary of this review.

I. Checklist of Forms properly submitted in a satisfactory manner:

<input checked="" type="checkbox"/>	GE 19 (Annual Verification)	<input checked="" type="checkbox"/>	T-35 (Budget Expenses)
<input checked="" type="checkbox"/>	T-1 (Summary Program Chart 1)	<input checked="" type="checkbox"/>	T-36 (Budget Expenses)
<input checked="" type="checkbox"/>	T-2 (Summary Program Chart 2)	<input checked="" type="checkbox"/>	T-41 (Checklist - Overall Interscholastic Program)
<input checked="" type="checkbox"/>	T-3 (Summary Program Chart 3)	<input checked="" type="checkbox"/>	T-60 (Corrective Action Plan)
<input checked="" type="checkbox"/>	T-4 (Summary Program Chart 4)	<input checked="" type="checkbox"/>	T-63 (Interscholastic Survey Results)

II. Status

A.	<input checked="" type="checkbox"/>	2002-2003 Forms are satisfactory and no further information or action is necessary at this time.
B.		Errors have been noted with respect to the following forms and corrected copies are being returned to you for placement in your Title IX file to ensure proper submission in the future.
C.		The following forms were omitted and must be submitted by school representatives.
D.		Other Recommendation and Comments: <i>According to the survey it appears that there is significant interest in girls swimming (67) that was not reflected on form T-3 question # 3. The school answered (No) to this question. It is recommended that they school survey students in grades 9-11. Done a nice summer, Thank for all your hard work.</i>



## 2002-2003 KENTUCKY HIGH SCHOOL ATHLETIC ASSOCIATION ANNUAL VERIFICATION OF TITLE IX PROCEDURES

(To be submitted by April 15, 2003 along with other required forms)

APR 15 2003

The Fern Creek Traditional High School, Louisville, Kentucky  
(Name of High School) (City)

certifies to the Kentucky High School Athletic Association that the following is an accurate and true representation of the facts surrounding compliance with 20 U.S.C. Sections 1681-1688, et. Seq. (also known as Title IX)

**I certify the following provisions in accordance with records at the school contained in the permanent Title IX file, and to the best of my knowledge have completed the following tasks. (All boxes must be checked)**

Established a gender equity committee at the high school. (list committee personnel and provide attachment if necessary)

Name	Address	Phone	Title
Tim Amshoff RAA	9115 Fern Creek Road 40291	502.485.8436	Coordinator
Colleen Santo	1600 Old Harrods Woods 40223	502.485.8436	Student
Matt Abney	9117 Brandywyne Road 40291	502.239.2390	Student
Diane Polley	9218 Fairground Road 40291	502.239.0034	Coach
Pat Padron	3414 Bonaventure Road	502.968.3898	Staff
Ted Boehm	9115 Fern Creek Road 40291	502.485.8435	Assistant Principal
Phill Wheat	9115 Fern Creek Road 40291	502.485.8789	Coach
Brian Stickler	8606 Gamekeeper Court 40291	502.231.9136	Parent
Barbara Raley	9915 Sprig Way 40291	502.239.0364	Parent

Scheduled a minimum of three meetings during the 2002-2003 school year on the following dates:  
November 4, 2002  
January 13, 2003  
March 10, 2003

Designated the following person(s) as the Title IX coordinator for the school:  
Tim Amshoff RAA \_\_\_\_\_ Activity/ Athletic Director \_\_\_ 9115 Fern Creek Rod 40291\_502.485.8436\_  
Name Title Address Phone

School personnel are continuing to make periodic reviews of the boys and girls athletics program reflected in the Corrective Action Plan.

In addition to the above information, the above referenced school maintains a complete permanent file relative to Title IX records including copies of the self-assessment audit, all corrective action plans, and other related materials.

Steve P. Casillo  
Principal's Signature  
Stephen Daemen  
Superintendent Signature

March 25, 2003  
Date  
Paul Ann Haddad  
School Board Chairpersons' Signature

(Send original copy to KHSAA - Maintain duplicate in Title IX school folder)

2002-2003  
**ACCOMMODATION OF INTERESTS AND ABILITIES**  
**SUMMARY PROGRAM CHART 1**

KHSA  
 Form T1  
 Rev. 9/02

**Participation Opportunities Test One**

		(Column 1)	(Column 2)	(Column 3)	(Column 4)
	Program	Enrollment	Percentage of Total Enrollment	Number of Interscholastic Participants (double and triple count)	Percentage of Total Participation
Row 1	GIRLS	567	50.22%	240	31%
Row 2	BOYS	562	49.78%	540	69%
Row 3	Totals	1129	100%	780	100%

Instructions:

\*Number of 8<sup>th</sup> grade students & below used in Column 4 calculations if applicable: 6

- Determine the total number of girls enrolled, (place in Row 1, Column 1). Determine the total number of boys enrolled, (place in Row 2, Column 1).
- Add the total number of girls and boys enrolled to determine total enrollment, (place in Row 3, Column 1).
- Calculate the percentage of total enrollment that is female. (Divide Row 1, Column 1 by row 3, Column 1 and place in Row 1, Column 2.) Calculate the percentage of total enrollment that is male. (Divide Row 2, Column 1 by Row 3, Column 1 and place in Row 2, Column 2.) Note: Row 1, Column 2 plus Row 2, Column 2 should total 100%.
- Ask the head coaches to review the most updated eligibility or squad lists for their teams. Ask coaches to confirm the names of those individuals who are on the team as of the first **date of competition**, and cross out the names of those who were cut from the team or quit the team prior to the first competitive event. Determine the total number of interscholastic athletics participants that are girls, (and place in Row 1, Column 3). In order to determine the total number of athletics participants, an individual should be counted each time he or she participates on a team. For example, if Jane Doe competes on the varsity volleyball team, the junior varsity volleyball team, the junior varsity basketball team, and the varsity softball team, she should be counted as four participants (**do not include club or intramural sports participants, cheerleaders, dance teams, or pom squads**). Calculate the same way for boys and girls. \* In addition, should 8<sup>th</sup> grade students and below play on a Freshman, Junior Varsity, or Varsity team, they should also be counted for each team and sport on which they participate. If applicable, please asterisk the above notation as to how many 8<sup>th</sup> grade students & below are included in the totals. Using the same procedure, determine the total number of interscholastic athletic participants that are boys, (and place in Row 2, Column 3). Add Row 1, Column 3 plus Row 2, Column 3 to get total participants and place in Row 3, Column 3.
- Calculate the percentage of female participation. (Row 1, Column 3 divided by Row 3, Column 3 and place in Row 1, Column 4.) Calculate the percentage of male participation. (Row 2, Column 3 divided by Row 3, Column 3 and place in Row 2, Column 4.) Note: Row 1, Column 4 plus Row 2, Column 4 should total 100%.

Note: While being within three percent is not a formal compliance standard; if the percent listed in Row 1, Column 4 is within 3% of Row 1, Column 2, then it provides a good target within which compliance is likely.

Principal's Signature:  Date: 4-14-03

2002-2003  
**ACCOMMODATION OF INTERESTS AND ABILITIES**  
**SUMMARY PROGRAM CHART 2**


KHSA  
 Form T  
 Rev. 9/0

**Participation Opportunities Test Two**

		Column 1	Column 2	Column 3	Column 4	Column 5
Program		Number of Teams Currently Offered	Number of Participants	Number of Teams Added in Last Five Years	Number of Participants Added in Last Five Years	Percent of Total Participation By Sex Added in Last 5 Years
<b>GIRLS</b>	Row 1	varsity:	9	138	2	~25
	Row 2	j.v.:	3	78	0	N/A
	Row 3	frosh:	1	24	0	N/A
	Row 4	total:	13	240	2	~25
<b>BOYS</b>	Row 5	varsity:	10	290	1	5
	Row 6	j.v.:	4	164	1	10
	Row 7	frosh:	3	86	2	19
	Row 8	total:	17	540	4	34

- 1) For Column 1, list the number of interscholastic teams offered for girls and boys at each competitive level (varsity, junior varsity, and freshman). For girls, total each of the entries in Rows 1, 2, and 3 into Row 4. For boys, total Rows 5, 6, and 7 into Row 8.
- 2) For Column 2, list the number of participants at each level. For girls, total each of the entries in Rows 1, 2, and 3 into Row 4. For boys, total Rows 5, 6, and 7 into Row 8. **Note:** The totals in Row 4 for girls and in Row 8 for boys must be the same as the totals in Form T-1, Column 3, Rows 1 and 2 respectively.
- 3) For Column 3, list the number of interscholastic teams that have been added in the last five years at each competitive level. Count each team added during the 5 year period only one time. e.g. Girl's junior varsity soccer was added 3 years ago, count the team only once, not 3 times. For girls, total the entries in Rows 1, 2, and 3 into Row 4. For boys, total Rows 5, 6, and 7 into Row 8.
- 4) For Column 4, list the number of participants that are currently on each level of the teams that were added in the last five years. If a team was added previously but no longer exists, there are no current participants to be added for that team. For girls, total the entries in Rows 1, 2, and 3 into Row 4. For boys, total Rows 5, 6, and 7 into Row 8.
- 5) For Column 5, calculate the percentage of participants that have been added in the last five years. For girls, take the number in Column 4, Row 4 and divide by the number in Column 2, Row 4. For boys, take the number in Column 4, Row 8 and divide it by the number in Column 2, Row 8.

Note: If the percentage of current participants added in the last five years is 25% or greater, compliance with test two may be possible. If less than 25%, then compliance with test three should be analyzed. **CAUTION:** 25% is not a formal compliance standard.

Principal's Signature:  Date: 4-14-03



**2002-2003**  
**ACCOMODATION OF INTERESTS AND ABILITIES+**  
**SUMMARY PROGRAM CHART 4**

**Levels of Competition Test One**

		Column 1	Column 2	Column 3
Girls	Team Levels	Number of Teams Currently Offered	Number of Participants	Percentage of Participants at Each Level
Row 1	varsity:	9	138	57.5%
Row 2	j.v.:	3	78	32.5%
Row 3	frosh:	1	24	10%
Row 4	total:		240	100%
<b>Boys</b>				
Row 5	varsity:	10	290	53.7%
Row 6	j.v.:	4	164	30.3%
Row 7	frosh:	3	86	15.9%
Row 8	total:		540	100%

- 1) Column 1, list the number of interscholastic teams offered for girls and boys at each competitive level; varsity, junior varsity, and freshman. (Refer to Form T-2, Accommodation of Interests and Abilities, Summary Program Chart 2, Column 1.)
- 2) For Column 2, list the number of participants at each level. For girls, total the entries in Rows 1, 2, and 3 into Row 4. For boys, total the entries in Rows 5, 6, and 7 into Row 8. (Refer to Form T-2, Accommodation of Interests and Abilities, Summary Program Chart 2, Column 2.)
- 3) For Column 3, calculate the percentage of female and male participants at each level.  
For girls' varsity, junior varsity, and frosh, respectively:
  - Divide Column 2, Row 1 by Column 2, Row 4, and place the percentage in Column 3, Row 1.
  - Divide Column 2, Row 2 by Column 2, Row 4, and place the percentage in Column 3, Row 2.
  - Divide Column 2, Row 3 by Column 2, Row 4, and place the percentage in Column 3, Row 3.
  -
 For boys' varsity, junior varsity, and frosh, respectively:
  - Divide Column 2, Row 5 by Column 2, Row 8, and place the percentage in Column 3, Row 5.
  - Divide Column 2, Row 6 by Column 2, Row 8, and place the percentage in Column 3, Row 6.
  - Divide Column 2, Row 7 by Column 2, Row 8, and place the percentage in Column 3, Row 7.

Principal's Signature: \_\_\_\_\_

*J. P. Castillo*

Date: 4-14-03



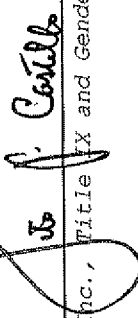
**2002-2003  
BUDGETED AND ACTUAL EXPENDITURES - PROGRAM COMPARISON CHART  
TO INCLUDE BOOSTER CLUB FUNDING**

	equipment and supplies		travel		awards		coaches' salaries (to include supplemental and extended employment)		facilities improvements		publications (if sport-specific)	
	B	E	B	E	B	E	B	E	B	E	B	E
<b>G basketball</b>	N/a	702.10	1500.00	2870.00	N/a	523.36	12904.00	5082.00	N/a	210.00	N/a	24.29
<b>B basketball</b>	N/a	2419.15	1500.00	1500.00	N/a	781.90	12904.00	11537.00	N/a	210	N/a	24.29
<b>G softball</b>	N/a	3515.70	1000.00	2892.67	N/a	160.00	2978	2978	N/a	2088.80	N/a	0.00
<b>B baseball</b>	N/a	4292.56	1000.00	3348.96	N/a	452.95	2978	2978	N/a	4231.13	N/a	0.00
<b>G cross country</b>	N/a	65.00	N/a	0.00	N/a	80.00	2481	1527	N/a	117.50	N/a	0.00
<b>B cross country</b>	N/a	65.00	N/a	0.00	N/a	85.00	2481	2481	N/a	117.50	N/a	0.00
<b>G golf</b>	N/a	100.92	N/a	0.00	N/a	45.00	1985	1000	N/a	67.50	N/a	25
<b>B golf</b>	N/a	125.92	N/a	0.00	N/a	45.00	1985	1603	N/a	67.50	N/a	25
<b>G soccer</b>	N/a	250.00	750.00	735.00	N/a	155.00	3970	2828	N/a	435	N/a	25
<b>B soccer</b>	N/a	250.00	750.00	965.00	N/a	155.00	3970	3997	N/a	435	N/a	25
<b>G swimming</b>	N/a	N/a	N/a	N/a	N/a	N/a	N/a	N/a	N/a	N/a	N/a	N/a
<b>B swimming</b>	N/a	N/a	N/a	N/a	N/a	N/a	N/a	N/a	N/a	N/a	N/a	N/a

1. Budget and expenditures on this 2002-2003 year report due by April 15, 2003, should reflect the total monies budgeted and spent for the entire year of 2001-2002 ending June 30, 2002.

2. "B" is for budgeted dollar amounts and "E" is for actual dollar expenditures.

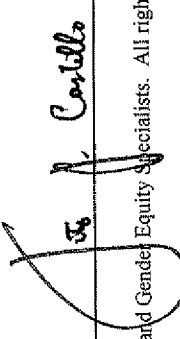
3. Booster Club Funding/Contributions must be included in the expenditures total.

Principal's Signature:  Date: 4-14-03

**2002-2003  
BUDGETED AND ACTUAL EXPENDITURES - PROGRAM COMPARISON CHART 2  
TO INCLUDE BOOSTER CLUB FUNDING**

Teams	equipment and supplies		travel		awards		coaches' salaries (to include supplemental and extended employment)		facilities improvements		publications (if sport-specific)	
	B	E	B	E	B	E	B	E	B	E	B	E
G track	250	237.88	500	500	100	80	3048	3048	150	217.50	N/a	0
B track	250	237.88	500	500	100	80	2748	2748	150	217.50	N/a	0
G tennis	100	350	N/a	0.00	100	50	2481	2004	N/a	0.00	N/a	0
B tennis	100	350	N/a	0.00	100	50	2481	1527	N/a	0.00	N/a	0
G volleyball	3500	4164.09	1200	1035	150	250	4963	4295	100	210	25	25
B wrestling	1000	1729	250	350	100	310	4963	4963	100	210	25	24.29
G (list sport)												
B (football)	7500	9861.63	2400	2750	500	933	11767	15921	N/a	13449.71	500	525.45
G (list sport)												
B (list sport)												

1. Budget and expenditures on this 2002-2003 year report due by April 15, 2003, should reflect the total monies budgeted and spent for the entire year of 2001-2002 ending June 30, 2002.
2. "B" is for budgeted dollar amounts and "E" is for actual dollar expenditures.
3. Booster Club Funding/Contributions must be included in the expenditures total.

Principal's Signature:  Date: 4.14.03

## 2002-2003 KHSAA TITLE IX ATHLETICS AUDIT

KHSAA  
Form T41  
Rev. 9/02

### Checklist - Overall Interscholastic Athletics Program

Areas of Compliance	ADVANTAGE TO (Respond based on Internal Evaluation by checking the appropriate column.)		
	GIRLS' PROGRAM	BOYS' PROGRAM	NEITHER PROGRAM
<b>OPPORTUNITIES</b>			
Accommodation of Interest and Abilities			
<b>BENEFITS</b>	<b>GIRLS'</b> <b>PROGRAM</b>	<b>BOYS'</b> <b>PROGRAM</b>	<b>NEITHER</b> <b>PROGRAM</b>
Equipment and Supplies			X
Scheduling of Games and Practice Time			X
Travel and Per Diem Allowances			X
Coaching			X
Locker Rooms, Practice and Competitive Facilities		X (locker room)	
Medical and Training Facilities and Services			X
Publicity			X
Support Services			X
Athletic Scholarships			X
Tutoring			X
Housing and Dining Facilities and Services			X
Recruitment of Student Athletes			X (N/A)

Principal's Signature: \_\_\_\_\_

J. P. Castillo

Date: 4.14.03


School Name: Fern Creek Traditional HS  
 School Year: 2002/2003  
 Principal's Signature: \_\_\_\_\_  
 Date: 4.14.03

**2002-2003  
TITLE IX  
CORRECTIVE ACTION PLAN**

To complete this form, indicate the intended area which needs corrective action, the suggested change and time table for implementation. You may copy this form as needed. Please attach corrective action plans along with audit forms and submit by April 15, 2003.

ITEM FOR CORRECTION	SUGGESTED CHANGE	TIME TABLE FOR CORRECTIVE ACTION
Locker Room Deficiency (Girls)	Work with the school system to construct a facility to make all items equal.	1 to 2 years to get this completed. Funding from the county is necessary.
Locker Availability (Girls)	Purchase of lockers is necessary; especially with the locker room deficiency.	1 to 2 years with the assistance of the county school system.
Number of female participants.	Increase motivation through announcements and current participants spreading of the word about female sports. (poster and schedule cards are visible and accessible.)	Ongoing. Start immediately

■ An explanation (status report) is needed for all areas identified previously as items for correction as well as all areas currently identified as items for correction. This form shall be typed.

Principal's Signature:  \_\_\_\_\_ Date: 4-14-03

## 2002-2003 INTERSCHOLASTIC ATHLETICS SURVEY

### Summary of Student Responses

School Name: Fern Creek Traditional High School

School Enrollment: 1129

Date: 4.14.03

Completed By: Tim Amshoff RAA

#### Instructions:

1. Summarize the Student Athletics Interest Surveys Form T-61 by listing the total number of responses on the line next to each sport.
2. Under the Other Category please provide a listing of the sports as well as the number of students who are interested in participating.
3. Please sign and date the Summary Form (T-63) and mail the Summary Form only to the KHSAA by April 15, 2003. Do not mail the student surveys (Form T-61). However, these Forms should be maintained in your files in the event they are requested subsequently.

1129 Number of Surveys  
986 Total Returned *3/10*  
9-12 Grades Surveyed

How Was The Survey Administered? all classes during second period  
(e.g. was it given in all English classes, or all home rooms, or advisee/advisor?)

#### Fall Sports (List Total Number of Participation Responses)

38 Cross Country (Girls)  
25 Cross Country (Boys)  
56 Field Hockey (Girls)  
234 Football (Boys)  
8 Golf (Girls)  
29 Golf (Boys)  
85 Soccer (Girls)  
37 Soccer (Boys)  
117 Volleyball (Girls)  
16 Volleyball (Boys)

#### Winter Sport (List Total Number of Participation Responses)

76 Basketball (Girls)  
151 Basketball (Boys)  
68 Gymnastics (Girls)  
50 Indoor Track (Girls)  
" Indoor Track (Boys)  
67 Swimming & Diving (Girls) ✓  
27 Swimming & Diving (Boys)  
56 Wrestling (Boys)



Participation in Non-School Sports Activities  
(From Student Survey T-61 Question 7)

<u>Sport</u>	<u>Number</u>
cheer, kendo, scuba diving,	_____
cycling, basketball,	_____
dance, golf, gymnastics,	_____
softball, horseback riding	_____
_____	_____
_____	_____

Reasons for not participating in interscholastic athletics.  
(From Survey Question 8)

<u>Response</u>	<u>Number</u>
___47___ I prefer other activities such as band, chorus, etc.	
___135___ I don't have time	
___45___ The practice schedules and game times are inconvenient	
___32___ The sport I like isn't offered	
___15___ It's too expensive	
___22___ I prefer to participate in club or intramural sports	
___109___ Working	
___172___ Other	

Student Suggestions to encourage participation

\*advertise good points of athletics; more sports for girls; more convenient practice times; pep rallies; more announcements

---



---



---



---



---

Principal's Signature *Jos. P. Carillo* Date 4.14.03